

7UHQFK 026 %DUULHU 6FKRWWN\ 5H

**Features**

- ‡ \$GYDQWUHQFK WHFKQRORJ\
- ‡ /RZRUZDWRGWDJH GURS
- ‡ /RZRZWRVVHV
- ‡ +LJHILFLHQF\ RSHUDWLRO
- ‡ /HDGH)HLQLVK &R#6OLDQW

**Applications**

- ‡ '&' &RQYHUWHUV
- ‡ \$&'&GDSWRUV
- ‡ 6ZLWFKRZHXSSOLHV
- ‡ )UHHZKHHLRGLJ

**Maximum ratings and electrical characteristics (TJ = 25°C unless otherwise noted)**

3DUDPHWHU	6\PERO	/LPLW	8QLW
0D[LPHSHVSHUNYHYURQHW DJH	9550		9
0D[LPHYHURJHZDUG UHXJWHIQWG	,) \$9		\$
3HDN IRUZDWRUHQW VLQRDWHQZDYH VXSHULPSHQHVRSHGLRGH	,)60		\$
2SHUDMXQRDWRQWRUDJH WDRSHUDWXD	H767*	WR	
7\SLFDO WKHUPDO UHVLVWDQFH SHU	GLSHGH	ORXQWHG RQ )5	3&f% :

7<3 0\$?À

,QVWDQWDQHRRQWRUJZDUG  
SHGLRGH

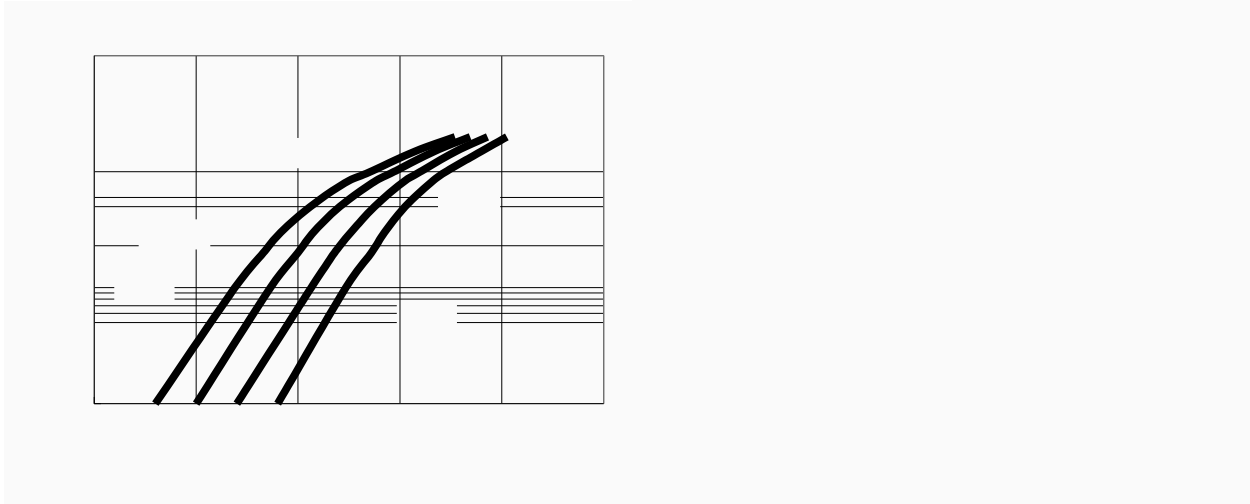
9)

1RWHV

3XOVH WHVSHXOVH ZLGWK GXW\F\FOH

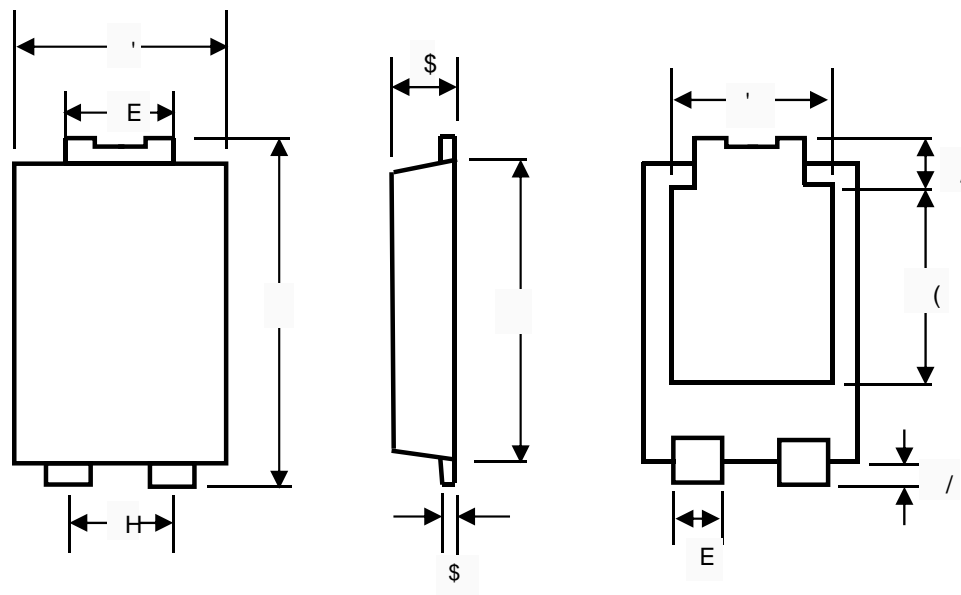
3XOVH WHVW 3XOPWH ZLGWK 0

RATINGS AND CHARACTERISTICS CURVES (TA = 25 °C unless otherwise noted)



## PACKAGE OUTLINE DIMENSIONS

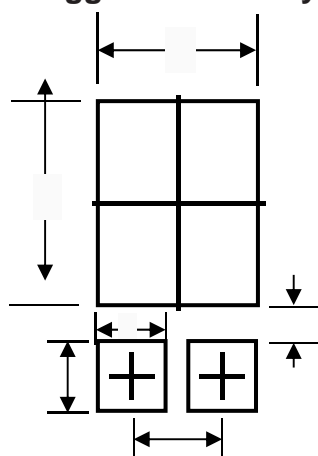
### TO-277



### TO-277 Mechanical Data

81,7		\$	\$	E	E	'	'	(	(	(	/	/
PP	PD[											
	PLQ											
PLO	PD[											
	PLQ											

### 7 2 Suggested Pad Layout



81,7		&	*	;	;		
PP	PLQ						
PLO	PLQ						

---

## Marking Information

