

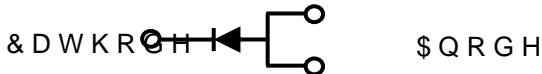
7UHQFK 026 %DUULHU 6FKRWWN\ 5H

)HDWXUHV

‡ \$GYDQFHGQFK WHFKQRORJ\
‡ /RZRUZDURGDWDJH GURS
‡ /RZRZURVVHV
‡ +LJHILFLHQF\ RSHUDWLRQ
‡ /HDGHJLQLVK &RPSOLDQW

\$SSOLFDFWLRQV

‡ '&' &RQYHUWHUV
‡ \$\$ '&\$GDSWRUV
‡ 6ZLWFKRZHSXSSOLHV
‡)UHHZKHHLRGLQJ




0D[LPXP UDWLQJV DQG HOHFWULFDJ& FXODDPRVHUQRVWHIGFV

Table with 4 main columns: 3DUDPHWHU, 6\PERO, /LPLW, 8QLW. It contains multiple rows of data including alphanumeric strings and numerical values.

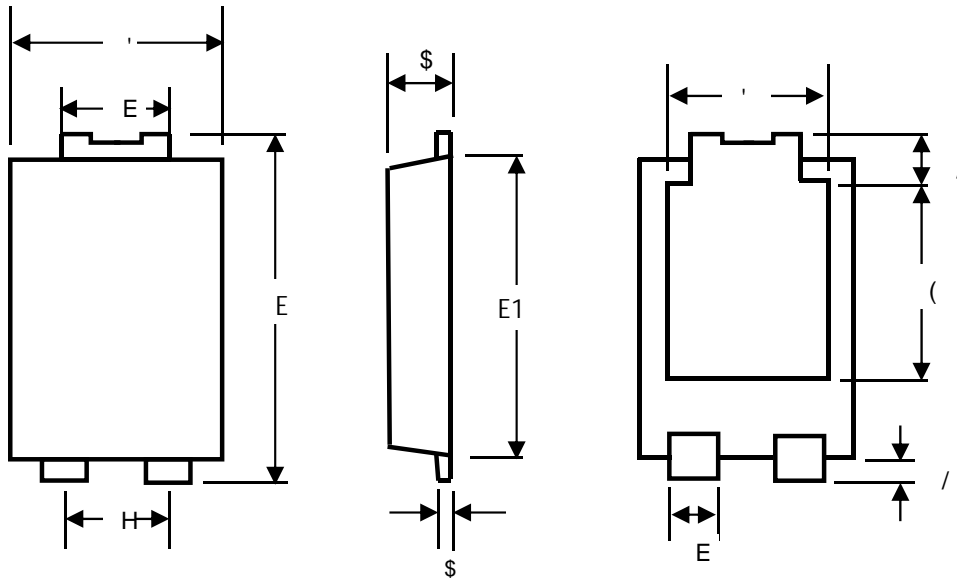
1RWHV
3XOVH WHVVSXOVH ZLGWK GXW\ F\FOH
3XOVH WHVW 3XOPH ZLGWK 0

RATINGS AND CHARACTERISTICS CURVES (TA = 25 °C unless otherwise noted)



3 \$ & . \$ * (287 / , 1 (' , 0 (16 , 2 16

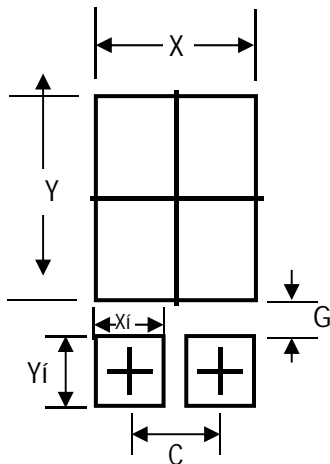
72



72 0 H F K D Q L F W D

81,7		\$	\$	E	E	'	'	(((/	/
PP	PD[
	PLQ											
PLO	PD[
	PLQ											

72 6 X J J H V W D H G \ R X W

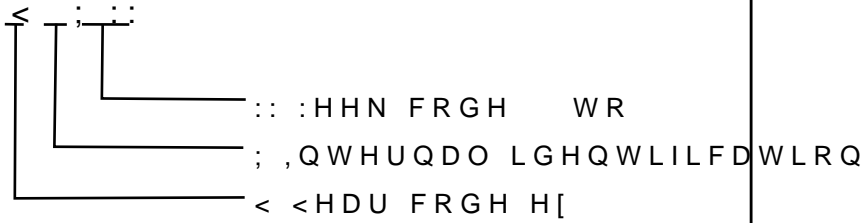


81,7		&	*	;	;	<	<
PP	PLQ						
PLO	PLQ						

0DUNLQJ ,QIRUPDWLRQ

3URGXFW PRGHO 57631UU613
WR DV

3' & LQIRUPDWLRQ



3DFNDJLQJ ,QIRUPDWLRQ

5HHO 'LPHQVLRQVÂ)õ U@(\$Ïp'D"#Å Á u7R@p qT €Ð! @ 0lf< s`“(g! (gÇ „ ‘a19„ ‘*\$ se Äl2<D

