

7 U H Q F K 0 2 6 % D U U L H U 6 F K R W W N \ 5 H

Features

- ‡ \$ G Y D Q W U H G Q F K W H F K Q R O R U \
- ‡ / R Z R U Z D Y R G W D J H G U R S
- ‡ / R Z R Z I O R V V H V
- ‡ + L J H I L F L H Q F \ R S H U D W L R Q
- ‡ / H D G H \ L Q L V K S R R S O L D Q W H U V H F X

Applications

- ‡ ' & ' & & R Q Y H U W H U V
- ‡ \$ & ' & \$ G D S W R U V
- ‡ 6 Z L W F X R Q H X S S O L H V
- ‡) U H H Z K H \ L Q L V

Maximum ratings and electrical characteristics (TJ = 25°C unless otherwise noted)

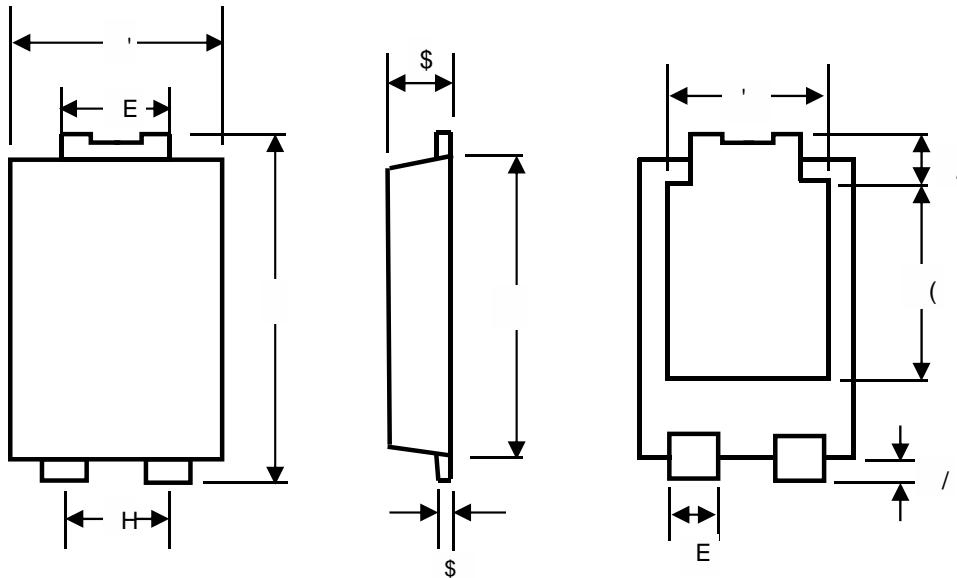
3 D U D P H W H U		6 \ P E R O	/ L P L W	8 Q L W
0 D [L P X P H S H V S H M U Y Y H Y U R O W D J H		9 5 5 0		9
0 D [L P X P Y H U D R U H Z D U G U F X E W H I Q W G		,) \$ 9		\$
3 H D N I R U Z D U F S U U H Q W V L Q D O H Q Z D Y H V X S H U L P S Q M H V G R S E G L R G H		,) 6 0		\$
2 S H U D M X Q E D Q L Q W R U D J H W D E S H U D W X 0 H 7 6 7 *			W R	
7 \ S L F D O W K H U P D O U H V L V W D Q F H S H U		G L S G H 0 R X Q W H G R Q) 5		3 & f % :
, Q V W D Q W D Q H R R O W R U Z D U G S H G L R G H		9)	7 < 3	0 \$;
	,) \$			
	,) \$			9

D V H Z L G W K G X W \ F \ F O H
X O P W H Z L G W K 0

RATINGS AND CHARACTERISTICS CURVES (TA = 25 °C unless otherwise noted)

PACKAGE OUTLINE DIMENSIONS

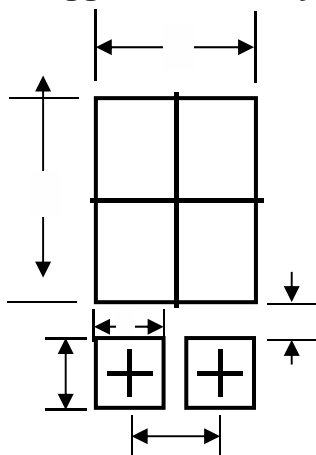
7 2



TO-277 mechanical data

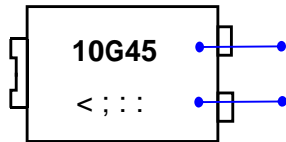
8 1, 7		\$	\$	E	E	'	'	(((/	/
PP	PD[
	PLQ											
PLO	PD[
	PLQ											

7 2 Suggested Pad Layout



8 1, 7		&	*	;	;		
PP	PLQ						
PLO	PLQ						

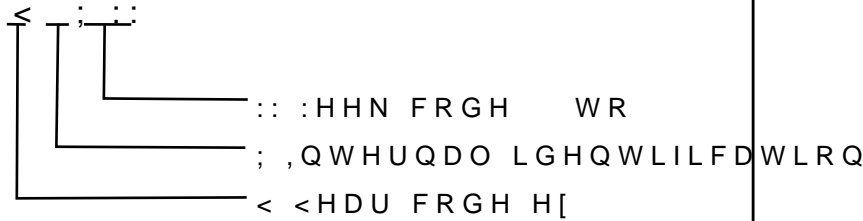
Marking Information



3URGXFW PRGHO 76310U45SPG

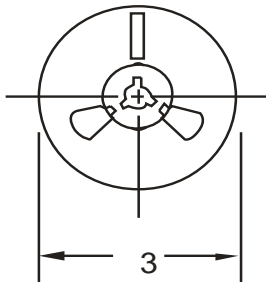
WR DU4510

3' & LQIRUPDWLRQ

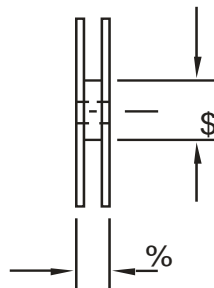


Packaging Information

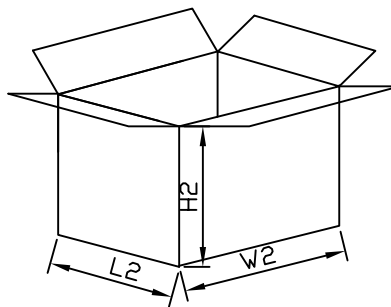
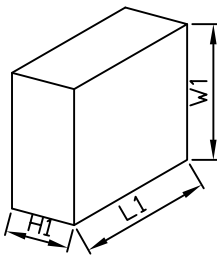
5HHO 'LPHQVLRQV



,QVLGH %R[



2XWVLGH %R[



Packaging Information

12	81,7	5HHO'PHQVLRQV	,QVLGH %R[2XWVLGH %R[
6L]H	PP	\$ %	/ : +	/ : +
47<	3&6	6PDOOHVW SDFNDJH	3&6 UHHO	3&6 UHHO
1RWH		7ROHUDQFHP" PP	PP" PP	PP" PP