

7UHQFK 026 %DUULHU 6FKRWWN\ 5H

DO-201AD
TSA /



Cathode \leftarrow Anode

Features

- ‡ \$GYDQWUHQFK WHFKQRORJ\
- ‡ /RZRZURGRWDJH GURS
- ‡ /RZRZURVVHV
- ‡ +LJHILFLHQF\ RSHUDWLRO
- ‡ /HDGHHLQLVK &RPSOLDQW

Applications

- ‡ '&' & RQYHUWHUV
- ‡ \$\$' & \$GDSWRUV
- ‡ 6ZLWFKRZHXSSOLHV
- ‡)UHHZKHHLRGRJ

Maximum ratings and electrical characteristics (T_J = 25°C unless otherwise noted)

3DUDPHWHU		6\PERO	/LPLW	8QLW
0D[LPHSHVSHUNYHYURQWDJH		9550		9
0D[LPHYHURJHZDUG UFXEWHIQWG		,) \$9		\$
3HDN IRVZDUEBUHQW VLQDQHQZDYH VXSHULPSRQDCHRSRGLRGH		,)60		\$
2SHUDMXQEDQGRWRUDJH WHPSHUDW		XUHURDJH	5 WR	f&
7\SLRDKHUPDO USHVULVQHDQFH		'2 \$'	5\$-&	f& :
,QVWDQWDQHRROWRUJZDUG SHGLRGH	,) \$	7- f&	7 < 3	0\$;
	,) \$	7- f&		
	,) \$	7- f&		
	,) \$	7- f&		
,QVWDQWDQHRXUUSHQWIRQW UDWHYHYURQWDJH	7- f&	,5		X\$
	7- f&			P\$

1RWHV

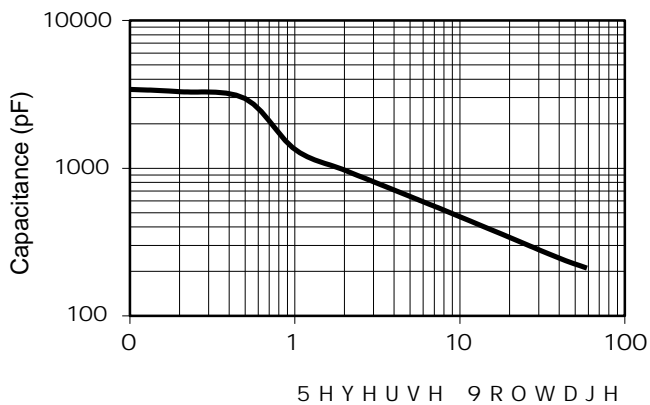
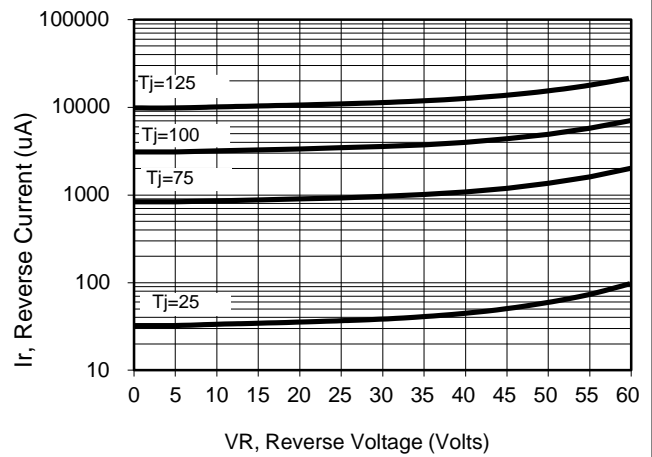
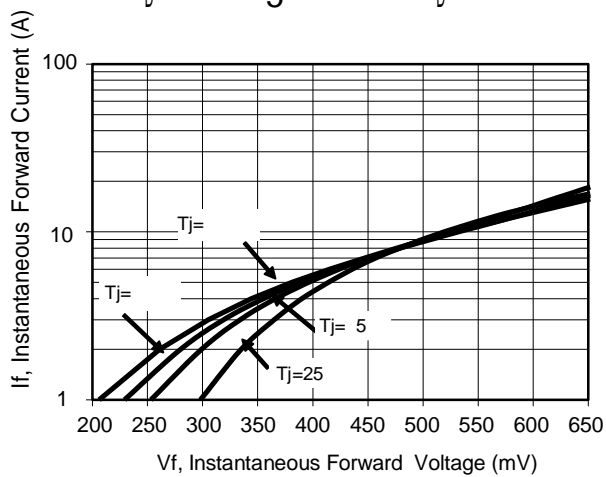
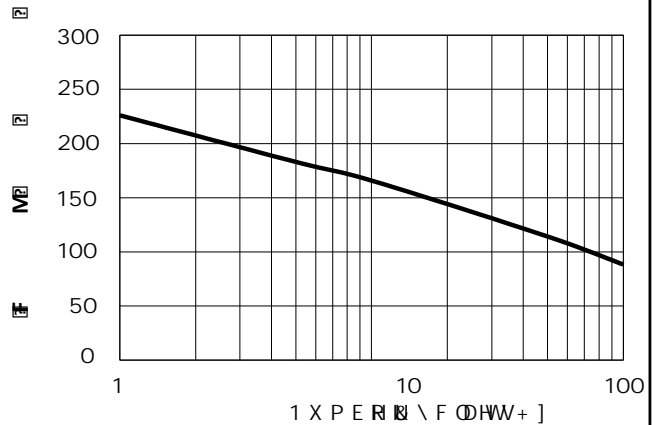
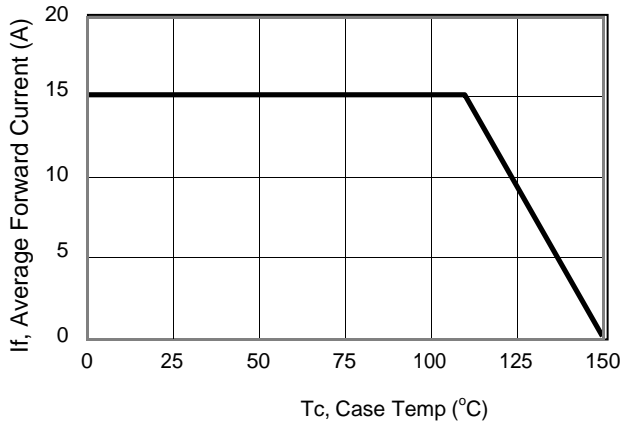
3XOVH WHVVSXOVH ZLGWK GXW\F\FOH

3XOVH WHVW 3XOPH ZLGWK 0

RATINGS AND CHARACTERISTICS CURVES

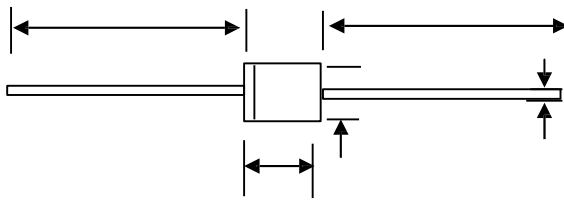
7\$

f & X Q O H V Q R W K B U Z L V H



PACKAGE OUTLINE DIMENSIONS

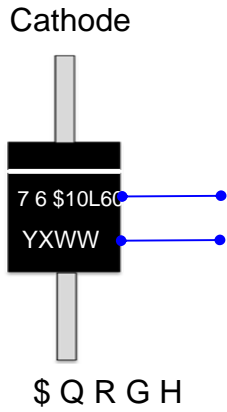
DO-201AD



DO-201AD mechanical data

UNIT		A	B	C	D
mm	max	26.5	9.5	1.4	5.3
	min	24.5	7.3	1.1	4.8
mil	max	1043.30	374.01	5.1	208.67
	min	946.57	287.40		188.97

Marking Information



Product model : TSA10L60

PDC information

Y X WW

WW:Week code(01 to 53)

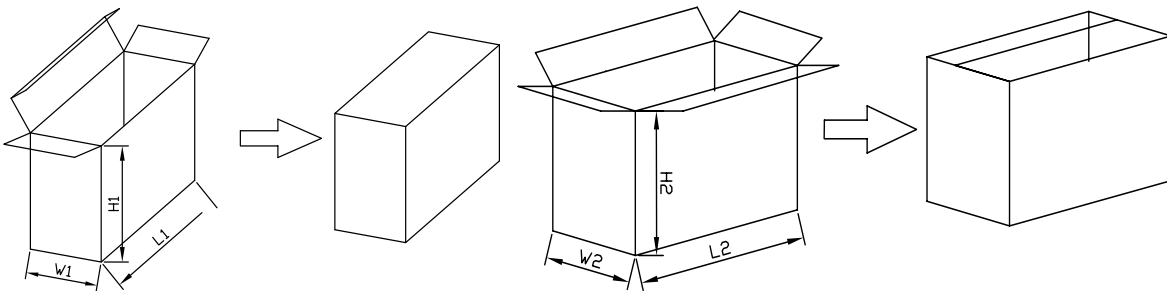
X:Internal identification code

Y:Year code(ex:0=2020)

Packaging Information

1.Inside Box

2.Outside Box



Packaging Information

NO	UNIT	Inside Box			Outside Box		
		L1	W1	H1	L2	W2	H2
Size	mm	255	75	1		210	320
QTY	PCS	Smallest package,1000PCS/carton			10,000PCS/carton,10 boxes in total		
Note	Tolerance	20mm,±3mm;		21-100mm,±5mm;	101-500mm,±10mm		