

TSA3L40

11-NOV-201

DO-201AD
TSA3L40



Cathode  Anode

Features

- Advanced trench technology
- Low forward voltage drop
- Low power losses
- High efficiency operation
- Lead Free Finish, RoHS Compliant

Applications

- DC/DC Converters
- AC/DC Adaptors
- Switching Power Supplies
- Freewheeling Diodes

Maximum ratings and electrical characteristics (T_J = 25°C unless otherwise noted)


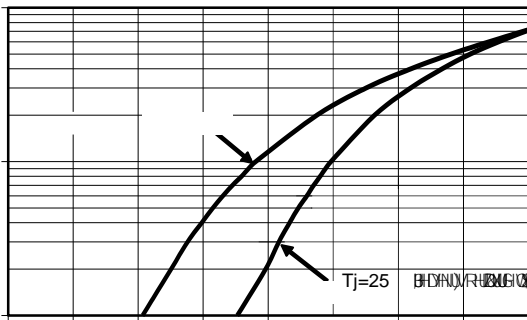
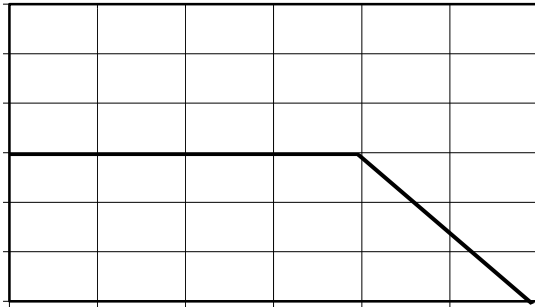
Maximum average forward rectified current		IF(AV)		A
Peak forward surge current 8.3 ms single half sine- wave superimposed on rated load per diode		IFSM	1.0	A
Operating junction and storage temperature range		TJ, TSTG	- 0 to +150	°C
Typical thermal resistance per leg	DO-201AD	R _{JC}	2	°C/W
Instantaneous forward voltage per diode			TYP.	0.75
	IF= 1.0 A	TJ=25°C	VF(1)	0.75
	IF= 1.0 A	TJ=125°C		-
Instantaneous reverse current per diode at rated reverse voltage	TJ=25°C	IR(2)	5	30
	TJ=125°C			-

Notes:

(1) Pulse test: 300 μs pulse width, 1 % duty cycle

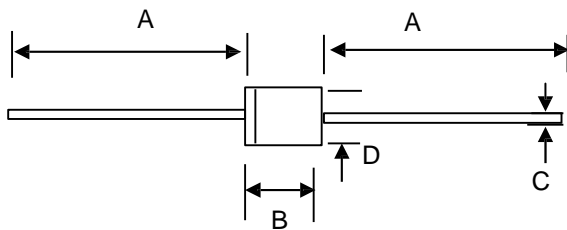
(2) Pulse test: Pulse width ≤ 40 ms

RATINGS AND CHARACTERISTICS CURVES (TA = 25 °C unless otherwise noted)



PACKAGE OUTLINE DIMENSIONS

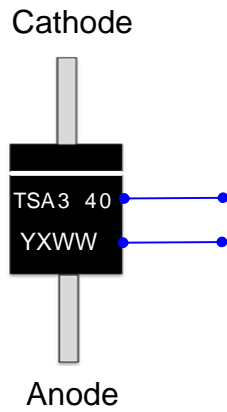
DO-201AD



DO-201AD mechanical data

UNIT		A	B	C	D
mm	P D [26.5	9.5	1.4	5.3
	P L Q	24.5	7.3	1.1	
P L O	P D [1043.30	374.01	55.12	208.67
	P L Q	946.57	287.40	39.37	188.97

Marking Information



Product model : TSA3L40

PDC information

Y X WW

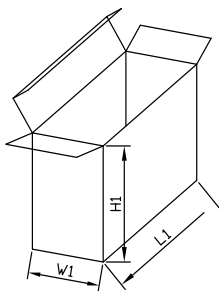
WW:Week code(01 to 53)

X:Internal identification code

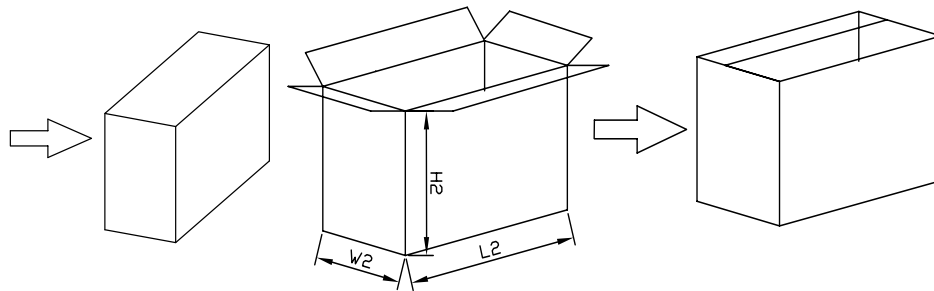
Y:Year code(ex:0=2020)

Packaging Information

1. Inside Box



2. Outside Box



Packaging Information

NO	UNIT	Inside Box			Outside Box		
		L1	W1	H1	L2	W2	H2
Size	mm	255	75	145	415	280	320
QTY	PCS	Smallest package, 100 PCS / carton			10,000PCS/carton, 10 boxes in total		
Note	Tolerance	20mm, ±3mm;	21-100mm, ±5mm;	101-500mm, ±10mm			