

7 U H Q F K 0 2 6 % D U U L H U 6 F K R W W N \ 5 H

**Features**

- ‡ \$ G Y D Q W F H G Q F K W H F K Q R O R U \
- ‡ / R Z R U Z D Y R G W D J H G U R S
- ‡ / R Z R Z I O R V V H V
- ‡ + L J H I L F L H Q F \ R S H U D W L R Q
- ‡ / H D G H H L Q L V K & R P 6 O L D Q W

**Applications**

- ‡ ' & ' & & R Q Y H U W H U V
- ‡ \$ & ' & \$ G D S W R U V
- ‡ 6 Z L W F X R Q H X S S O L H V
- ‡ ) U H H Z K H H L Q G Q J

**Maximum ratings and electrical characteristics (TJ = 25°C unless otherwise noted)**

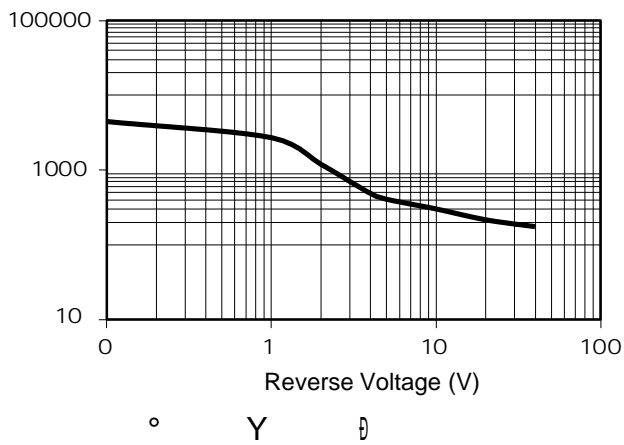
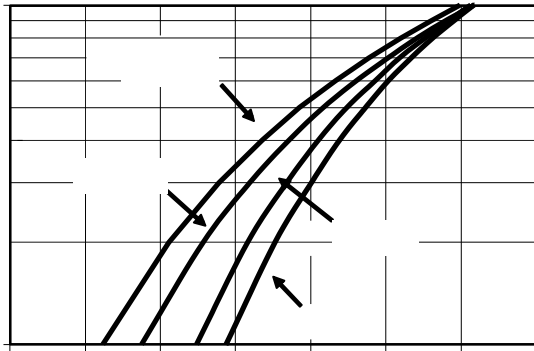
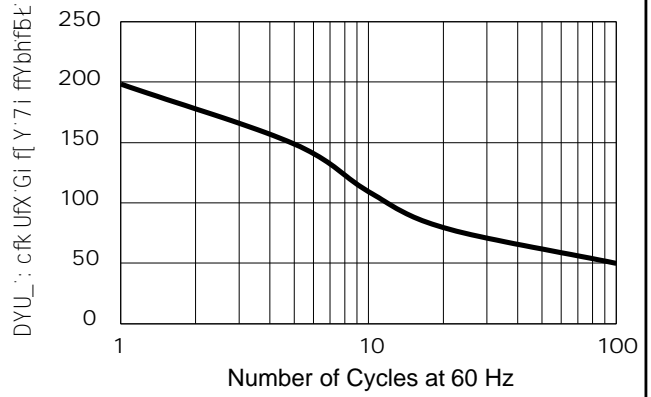
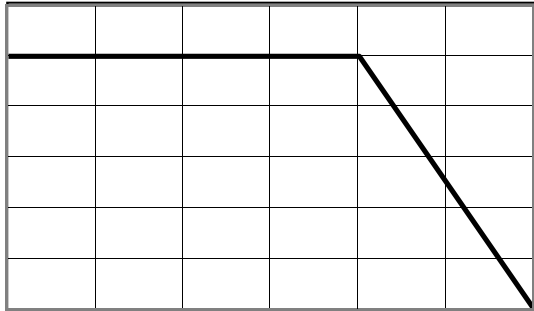
3 D U D P H W H U	6 \ P E R O	/ L P L W	8 Q L W
0 D [ L P X P H S H V S H M U Y Y H Y U R O H W D J H	9 5 5 0		9
0 D [ L P X P Y H U D R U H Z D U G U F X E W H I Q W G	, ) \$ 9		\$
3 H D N I R U Z D U F S U U H Q W V L Q D O H Q Z D Y H V X S H U L P S Q M H G R G Y R U L P 9 9 ° @ • , @ •			

1 R W H V

3 X O V H W H V V S X O V H Z L G W K G X W \ F \ F O H

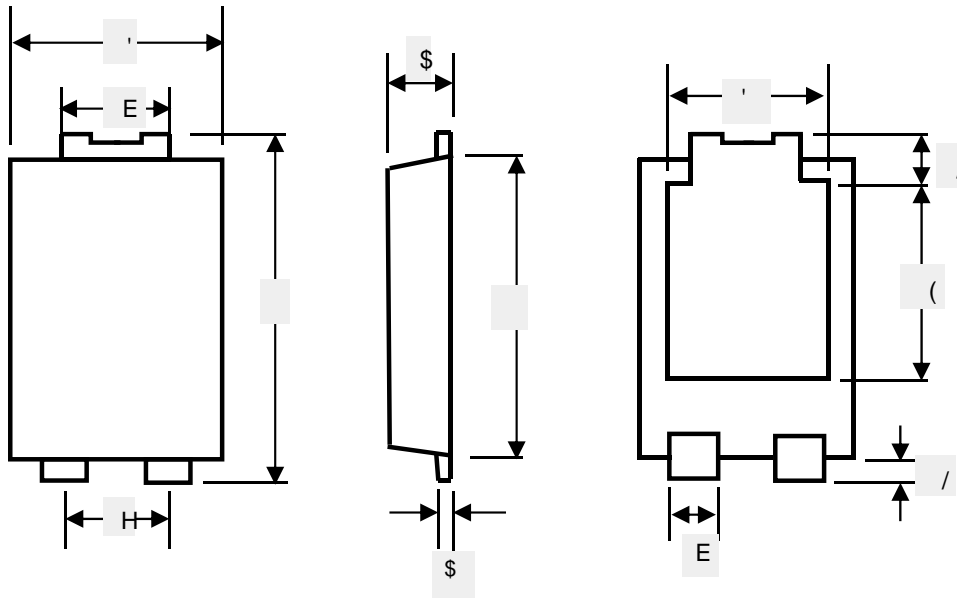
3 X O V H W H V W 3 X O P W H Z L G W K 0

**RATINGS AND CHARACTERISTICS CURVES (TA = 25 °C unless otherwise noted)**



## PACKAGE OUTLINE DIMENSIONS

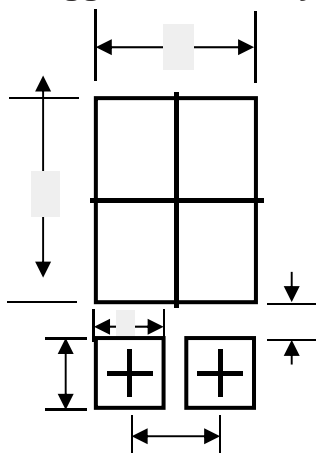
### TO-277



### TO-277 mechanical data

81,7		\$	\$	E	E	'	'	(	(	(	/	/
PP	PD[											
	PLQ											
PLO	PD[											
	PLQ											

### 7 2 Suggested Pad Layout



81,7		&	*	;	;		
PP	PLQ						
PLO	PLQ						

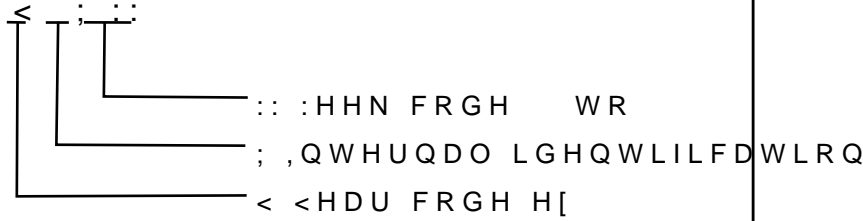
# 7 6 310L45SP

12-NOV-2013

## Marking Information

3 URGXFW PRGHSP 7 6 310L45 HG  
WR DV 10L45

3' & LQIRUPDWLRQ



## Packaging Information

5HHO 'LPHQVLRQV

