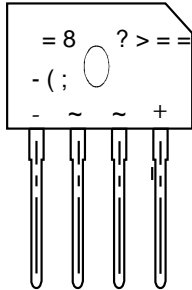


8 0 W U D V R I W 5 H F R Y H U \ % U L G J H



3, 11, 1*

| | |
|------|-------------------------|
| 3, 1 | '(6&5, 37, 21 |
| | , Q S X W A A Q |
| | , Q S X W A A Q |
| | 2 X W S X W A Q R G H |
| | 2 X W S X W A W K R G H |

) HDWXUHV
 ‡* OD V V V L Y D W L S G F W L R Q
 ‡5 HYH U R W D J H 9
 ‡) R U Z D U G U H Q W
 ‡+ L J X U & X U U & H Q W E L O L W \
 ‡' H V L J Q R G X U I D R X S S O L F D W L R Q
 % H Q H I L W V
 ‡ & D V H % 8
 ‡ 7 H U P L G R O G H U B B O H 6 7'

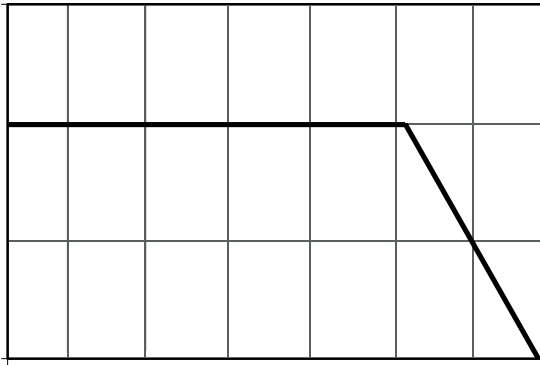
0 D [L P X P 5 H S H W L W L Y H 3 H D N 5 H Y H U V H 9 5 0 W D J H

5 D W L Q W V & D P E L M G H W S H U D Q Q X U U H K H U Z S H F L I L H G
 6 L Q J O H S K D V H K Q U I H Z D V M U Q G X F O R D V H H E D S D F L W E X H U G R O W H

| 3 D U D P H W H U | 6 \ P E R O V : 5 * % 8 | 8 Q L W V |
|--|----------------------------------|-------------|
| 0 D [L P X P 5 H S H W L W L Y H 3 H D N 5 H Y H U V H 9 5 0 W D J H | 9 5 0 6 | 9 |
| 0 D [L P X P 5 0 6 Y R O W D J H | 9 5 0 6 | 9 |
| 0 D [L P X P ' & % O R F N L Q J 9 R O W D J H | 9 ' & | 9 |
| \$ Y H U D J H 5 H F W L I L H G 2 X W S X W & X U U H Q W R | | \$ |
| 5 H Y H U V H 5 H F R Y H U \ 7 L P H ,) \$, 5 \$, 5 5 \$ | 7 U U | X V |
| 3 H D N) R U Z D U G 6 X U J H & X U U H Q W + D O I 6 L Q H : D Y H 6 X S H U L P S R V H G R Q 5 D W H G / R D G - (' & 0 H W K R G | P V 6 L Q J O H R Q 5 D W H G | \$ |
| , W U D W R O X V L Q R V W P V | , W | \$ 6 |
| 0 D [L P X P R U Z D U G W D W H S | 9) | 9 |
| 0 D [L P X P ' & 5 H Y H U V H & X U U H Q W # 7 \$ D W 5 D W H G ' & % O R F N L Q J 9 R O W D J H # 7 \$, 5 f & | f & 7 \$, 5 f & | \$ |
| 7 \ S L F D O - X Q F W L R Q & R D S D F L W D Q F H | & M | S) |
| Typical Thermal Resistance Junction to Ambient(Note 2) | RθJA | 26 f & / W |
| Typical Thermal Resistance Junction to Case(Note 2) | RθJC | 5.5 f & / W |
| 2 S H U D W L Q J D Q G 6 W R U D J H 7 H P S H U D W X U U H S D Q J H a | | f & |
| 1 R W H 0 H D V X D M G +] D Q G S S O L H H Y G H Y R G W R D J H & 0 R X Q W H G R Q J O D V V H S R X \ 3 ' E ' R (D U G X Z L W K P) F R S S H U S D G | | |

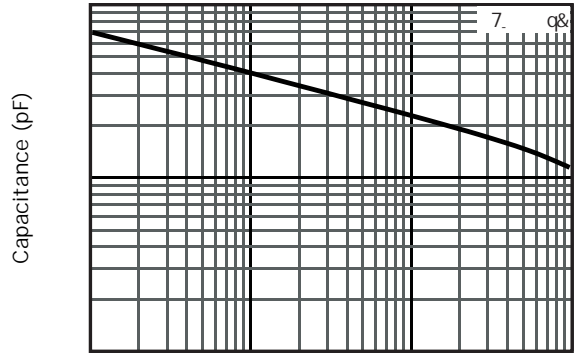
: 5 * % 8

5 \$ 7 , 1 * 6 \$ 1 ' & + \$ 5 \$ & 7 (5 , 6 7 , & 6 & 7 5 9 (6 X Q O H V V R W K H U Z L V H Q R W H G



7 F & DV H^R & 7 H P S

Current Derating Case



Reverse Voltage(V)

Typical Junction Capacitance

9 1 , Q V W D Q W D Q H R R 0 W 0 W H D U G

Typical Forward Voltage

9 5 5 H Y H U V H 9 0 0 W D J H

Typical Reverse Current

: 5 * % 8

129



' IP HQMRQV L @ IOP HMLV

